

SOUTHWEST RESEARCH INSTITUTE

6220 CULEBRA ROAD • POST OFFICE DRAWER 28510 • SAN ANTONIO, TEXAS, USA 78228-0510 • (210) 684-5111 • TELEX 244846

CHEMISTRY AND CHEMICAL ENGINEERING DIVISION
DEPARTMENT OF FIRE TECHNOLOGY
FAX (210) 522-3377

INVESTIGATION OF THE SURFACE BURNING
CHARACTERISTICS OF A 0.75 IN. THICK
COATED SOUTHERN YELLOW PINE
EXTERIOR PLYWOOD DECKING
MATERIAL ID: 0.75 IN. THICK SOUTHERN
YELLOW PINE CDX EXTERIOR PLYWOOD

SwRI PROJECT NO.: 01-2303-137b

FINAL REPORT

TEST DATE: 15-JAN-1999

REPORT DATE: 2-FEB-1999

Prepared for:

FLAME SAFE WOOD PRODUCTS
2653 WARFIELD AVENUE
FORT WORTH, TEXAS 76106

By:

A. L. Saucedo

Anthony L. Saucedo
Supervisor
Material Flammability Section

Approved by:

Alex B. Wenzel

Alex B. Wenzel
Director
Department of Fire Technology

This report is for the information of the client. It may be used in its entirety for the purpose of securing product acceptance from duly constituted approval authorities. This report shall not be reproduced except in full, without the written approval of SwRI. Neither this report nor the name of the Institute shall be used in publicity or advertising.



SAN ANTONIO, TEXAS

HOUSTON, TEXAS • DETROIT, MICHIGAN • WASHINGTON, DC

INTRODUCTION

This report presents the results of a UL 1256, August 30, 1993 Edition, test on a specimen submitted by the Client. The test is conducted in general accordance with the procedure outlined in UL 1256, "Standard for Fire Test of Roof Deck Construction."

Normally, these requirements detail a method of test intended to evaluate fire performance of metallic and nonmetallic roof deck constructions subjected to an internal (under deck) small scale fire exposure for 30 minutes for the purpose of determining the contribution of the roof covering material, insulation, and other components of the roofing system to the spread of fire within a building. As the extent of flame propagation, thermal degradation, and combustive damage are determined after roof deck construction are exposed to controlled laboratory fire conditions as provided by a horizontal tunnel furnace, these requirements are not intended for use in describing or defining the fire hazard or risk of fire under actual fire conditions. For this test, the specimen consisted of fabric-covered wall panels exposed to the burner flame for 20 minutes or terminated earlier at the request of the Client.

The purpose of this test method is to determine the relative burning behavior of the material by observing the flame spread along the specimen. Flame Spread and Smoke Developed Indices are reported. However, there is not necessarily a relationship between these two measurements.

The specimen may consist of a continuous, unbroken length, or of sections joined end-to-end. The specimen was prepared and tested as received by Client. The specimen was conditioned in an atmosphere maintained between 68 and 78°F and 45 to 55% relative humidity.

Immediately prior to the test, the specimen is placed into the furnace and centered on the interior width so that the flame is evenly distributed over the width of the specimen and engulfs the test specimen at the 'fire end'.

The flame front position and light obscuration are recorded throughout the 30-minute test. The Flame Spread and Smoke Developed indices are calculated over the first 10-minutes of the test only. The temperature at 24 ft is also recorded.

The Flame Spread and Smoke Developed indices reported herein are relative to the results obtained for mineral fiber-reinforced cement board and select grade red oak (moisture content between 6 and 8%). The mineral fiber-reinforced cement board is the calibration material used to obtain 0 values for Flame Spread and Smoke; red oak decks are used to obtain 100 values for Flame Spread and Smoke.

The results apply specifically to the specimens tested, in the manner tested, and not to the entire production of these or similar materials, nor to the performance when used in combination with other materials.

This standard should be used to measure and describe the properties of materials, products, or assemblies in response to heat and flame under controlled laboratory conditions and should not be used to describe or appraise the fire hazard or fire risk of materials, products, or assemblies under actual fire conditions. However, results of this test may be used as elements of a fire risk assessment which takes into account all of the factors which are pertinent to an assessment of the fire hazard of a particular end use.

FLAME SAFE CHEMICAL CORPORATION

UL 1256 REPORT

CLIENT: FLAME SAFE WOOD PRODUCTS
SWRI PROJECT NO: 01-2303-137b
DAILY TEST NO: 6

DESCRIPTION OF SPECIMEN

DATE RECEIVED: 11-Jan-1999 (received ready-to-test)
MATERIAL ID: Southern Yellow Pine CDX exterior plywood
DESCRIPTION: 0.75 in. thick coated southern yellow pine exterior plywood decking
THICKNESS: 0.75 in. (nominal)
COLOR: Beige
SPECIMEN SIZE: Three decks 24.0 in. wide x 96.0 in. long
CONDITIONING TIME: 4 days at 70°F and 50% relative humidity
SUPPORT USED: None
WITNESSED BY: Mr. Vince Mancini of Chicago Flameproof
Mr. Louis Jacobini of Flame Safe Wood Products

* From Client's material description

UL 1256 REPORT

CLIENT: FLAME SAFE WOOD PRODUCTS
SWRI PROJECT NO: 01-2303-137b
DAILY TEST NO: 6

TEST RESULTS (ROUNDED TO NEAREST 5)

FLAME SPREAD INDEX (FSI):	5 ¹
SMOKE DEVELOPED INDEX (SDI):	115 ¹
AVERAGE OPTICAL DENSITY:	0.04
MAXIMUM OPTICAL DENSITY:	0.07

TEST DATA

UNROUNDED FSI:	4.3 ¹
UNROUNDED SDI:	114.0 ¹
FS*TIME AREA (Ft*Min):	8.4 ¹
SMOKE AREA (%*Min):	83.7 ¹
FUEL AREA (°F*Min):	18896.2

¹ = data generated at 10 minutes

OBSERVATIONS DURING TEST

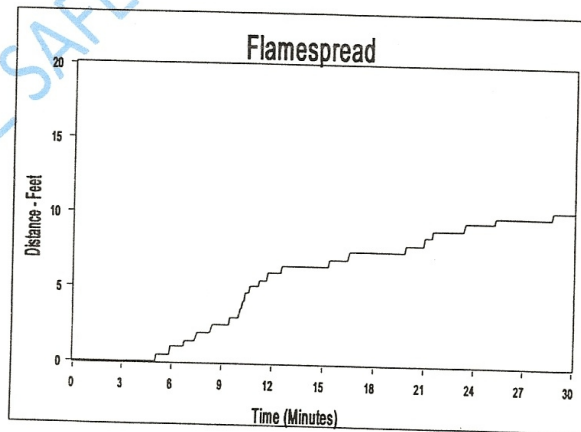
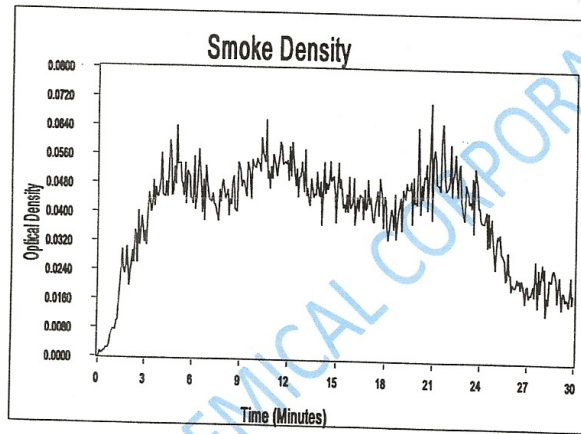
IGNITION TIME (Min:Sec):	5:02
MAXIMUM FLAME FRONT ADVANCE (Ft):	10.4
TIME TO MAXIMUM ADVANCE (Min:Sec):	28:50
MAXIMUM TEMP. AT EXPOSED TC (°F):	757
TIME TO MAXIMUM TEMP. (Min:Sec):	29:45
TOTAL FUEL BURNED (Cu. Ft.):	157.6
DRIPPING (Min:Sec):	None
FLAMING ON FLOOR (Min:Sec):	26:56
AFTERFLAME TOP (Min:Sec):	3:00+
AFTERFLAME FLOOR (Min:Sec):	1:37

CALIBRATION DATA (LAST RED OAK)

RED OAK SMOKE AREA (%*Min):	96.3
RED OAK FUEL AREA (°F*Min):	8065.2
GRC BOARD FUEL AREA (°F*Min):	5072.2

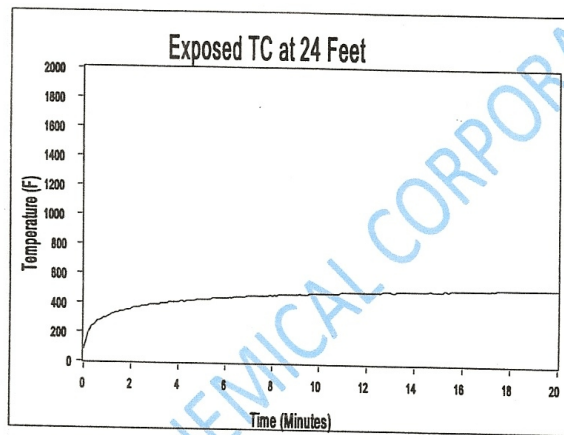
UL 1256 REPORT

CLIENT: FLAME SAFE WOOD PRODUCTS
SWRI PROJECT NO: 01-2303-137b
DAILY TEST NO: 6



UL 1256 REPORT

CLIENT: FLAME SAFE WOOD PRODUCTS
SWRI PROJECT NO: 01-2303-137b
DAILY TEST NO: 6



FLAME SAFE CHEMICAL CORPORATION

Commencement Date: April 24, 1997

1.0 MATERIAL TO BE TESTED

The test specimens are comprised of 2 x 8 x 3/4" CDX southern yellow pine plywood treated with Flame Safe Chemical Corporation's fire retardant identified as Flame Safe XT (FSXT), for exterior applications.

The treated plywood was placed in a gas fired forced air kiln for 36 hours at 135°F. The moisture content of the treated plywood did not exceed 16% after drying (KDAT 16).

Commencement Date: April 28, 1997

2.0 PREPARATION OF TEST PANELS

Three 2' x 8' x 3/4" CDX plywood were randomly selected from the load of FSXT treated plywood.

3.0 TEST APPARATUS was fabricated to conform to the requirements set forth in the ASTM D2898 Accelerated Weathering of Fire-Retardant-Treated Wood for Fire Testing, Method A. The slope of each panel was set at 4 inches in 12 inches. Half inch copper water lines were installed four feet above

and common to the surface of each test panel. Each water line had two copper T's spaced two and one-half feet on either side of the centerline at 90 degrees common to the centerline of the test panels, and two Y's inverted downwards attached to each T to accommodate four (4) adjustable spray nozzles.

4.0 EXPOSURE CYCLE

Each panel was subjected to 12 one week cycles, each cycle consisting of 96 hours of water exposure and 72 hours of drying. The water was applied using four adjustable spray nozzles positioned above each panel to exhibit a uniform spray over the entire exposed surface of each panel at the rate of .438 gallons per hour per square foot (.0073 gal/min•ft²), at a temperature between 51°F and 56°F. The water used for the water exposure of each cycle was accumulated in the tank below the specimen panels*. The water was not re-circulated or re-used.

Each panel was dried in a gas fired forced air kiln at a temperature of 136°F to 138°F measured 1" above the surface of each panel. The air movement above each panel was maintained at seventy-two feet per minute measured at the centerline longitudinally.

At the end of each cycle the position of each panel was reversed within the apparatus and rotated 180 degrees.

* The ph of the water used for exposure was in the range of 6.97 to 7.03. A sample of the exposure water was recovered after each cycle for testing to determine if any leaching occurred. No measurable amount of leaching could be determined.

Note: After completion, the test panels were stored uncovered in the storage yard before being shipped to Southwest Research Institute on January 7, 1999 for testing.



Maxim Tech. • Southwestern Labs
 2200 Gravel Drive
 Fort Worth, Texas 76118-7123
 Telephone: (817) 284-7766
 FAX: (817) 688-1420

**REPORT OF
 FLAME SAFE WOOD SAFE MIXING PROCEDURE**

CLIENT: CANBO, INC.
 990 RUE, FELIX-LINDSAY C.P. 8
 MR. DENIS GIRARD
 DOLBEAU
 QUEBEC, CANADA, GBL2 P9
PROJECT: Test Witnessing and Inspection
 FlameSafe Wood Safe Fire
 Retardant Coating

PAGE 1 OF 1

PROJECT NO.: 1103702777
 REPORT NO.: 720304
 DATE OF SERVICE: 4/24/97
 AUTHORIZATION: Mr. Denis Girdard
 REPORT DATE: 4/26/97

SERVICES: Witness the mixing procedure of FlameSafe Wood Safe Fire Retardant Coatings per FlameSafe Procedure and verify the manufacturing process description and formulation, per client request.


REPORT OF INSPECTION


At the request of Mr. Louis Jacobini of FlameSafe, Mr. Les Hall, S.E.T. of Maxim Technologies, Inc. witnessed the batch mixing process of FlameSafe Wood Safe Fire Retardant Coating by FlameSafe plant personnel to verify compliance with FlameSafe Procedure Specifications on April 24, 1997. A sample of the batch was obtained and is being held at Maxim Technologies, Inc.; Fort Worth location. This sample will be maintained until April, 1998.

Maxim Technologies is satisfied that FlameSafe Wood Safe Fire Retardant Coating Batch Lot WS042497-5 complies with written FlameSafe Procedure Specifications and Formulation. As per the witnessing request, FlameSafe written procedure is not documented as a part of this report. However, a copy of the procedure is being maintained at the manufacturing location.

On April 24, 25 and 28 the treatment of the wood samples, for testing and shipping to Mr. Denis Girard, was witnessed by Mr. Les Hall, S.E.T. of Maxim Technologies. Five (5) sets of three (3) were tested for flame spread and smoke development. Four (4) sets of three (3) were shipped to Canbo.

Technician: Les Hall, SET
 NICET 040729, Level IV
Report Distribution:
 (2) CANBO, INC.


 Les Hall, SET
 NICET 040729, Level IV

MAXIM TECH. • SOUTHWESTERN LABS

 Tim Begole, CBT.
 Office Manager

1089 TLM

Our letters and reports are for the exclusive use of the client to whom they are addressed and shall not be reproduced except in full without the approval of the testing laboratory. The use of our name must receive our written approval. Our letters and reports apply only to the sample tested and/or inspection, and are not indicative of the quantities of apparently identical or similar products.